

# APPENDIX D

## Vehicle Post-Installation Check Form

Council:

Exeter

### Vehicle Information


Reg

Make

Model

Vehicle VIN Number

Customer Email:




# Vehicle Images

Front Of Vehicle



Rear Of Vehicle



**Left Side Of Vehicle**




**Right Side Of Vehicle**



**Headliner**




**Front Interior**





**Rear Interior**



**Boot**



## Further Vehicle Images

### Camera System Type:

One camera

### Position Of Cameras



**Position Of Audio Buttons**



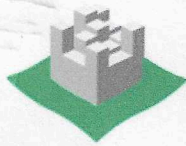
**Positions Of System Status Buttons**





Location of MDVR





Exeter  
City Council

**Meter Calibration Certificate valid**  
**from Jan 1 2023**

Name of vehicle  
proprietor:

Address of vehicle  
proprietor:

Post Code:

Vehicle registration number:      Licence plate number (if fitted):

As the proprietor of the vehicle it is your responsibility to return this form to Licensing, Exeter City Council, Paris Street, Exeter, EX1 1RQ or by e-mail to [licensing.team@exeter.gov.uk](mailto:licensing.team@exeter.gov.uk)

This form must be certified to the effect that the meter ~~has been calibrated correctly and conforms to the tariff overleaf.~~

TO BE COMPLETED BY THE PERSON CARRYING OUT THE CALIBRATION TO THE TAXI METER LOCATED IN THE VEHICLE DETAILED BELOW.

Meter type:      Manufacturer:

Model:      Meter number:

Name of garage:

Address of garage:

Post Code:

I certify that the taxi meter fitted in the vehicle registration number ..... has been calibrated and conforms to the tariff set out overleaf and that the meter has been sealed

Garage Stamp